

SWE 90UF

MINI-SIZED EXCAVATOR



Distributed by;
BMES - Brisbane Mini Excavator Sales Pty Ltd
28 Old Pacific Highway, Yatala QLD 4207
Tel: 07-3807-4333
www.bmesales.com.au



Engine Power: 46.2 kw
Machine Weight: 8,750 kg
Bucket Capacity: 0.26 m³

Please read the manual book and maintenance book before operation, changes are periodically added to the information, and Sunward may change the products or services described in this book at any time without announcement. All rights of this manual book reserve to Sunward. SUNWARD Internal Use Only

SWE 2020-04

Magnificent appearance, flexible, stable



Small tail swing

Body of small tail swing and boom of large-angle deflection handle constructions in narrow spaces and against walls with ease.



Complete auxiliary equipment

Multi-functional auxiliary pipes are provided, in which the flows fulfill the use of various attachments.


- Two auxiliary pipes.
- One for the constant pressure hydraulic quick change locking pipeline.
- The other for the main oil return pipeline.



Precise control, comfortable and safe




Adjustable suspension seat conforming to ergonomics suits for different body heights and weights, thus allowing for easier and more comfortable operation



- New cab complying with FOPS and TOPS regulations provides wide view and small blind spot.
- Its sealing has been fully taken into account to effectively prevent dust ingress.
- Fire extinguisher, safety hammer and safety belt as standard configuration
- 5.7" color screen, centralized function, simple interface, simple operation and clear machine status.
- Double electro-hydraulic proportional handles as standard configuration, for flexibly, conveniently and quickly operating various attachments.
- A multi-functional radio with USB interface and Bluetooth.
- Function-integrated rocker switches, and post-process one-key regeneration
- Double LED headlights on cab roof, and double LED lights on boom, for better view during night work.


Multiple electro-hydraulic control modes

Main electro-hydraulic control pump with multiple modes is adopted, where the power of main pump can be adjusted in each mode, and the flow variations can also be adjusted for different attachments, in order to smartly adapt to working conditions, to save fuel and to promote working efficiency of the machine



High-level configuration, safe and reliable

Boom and arm with explosion-proof valves as standard configuration, safe and reliable.



Strong power

Yanmar 4TNV98C engine complies with the latest Stage V emission requirements of European Union and the EPAT4f emission requirements of North America. The high pressure common rail system provided can achieve higher system pressure, better emission capability and lower fuel consumption.



Reinforced chassis structure

Large-size chassis, strong stability. "Four wheels with one track" of strong market universality, good maintainability.



Convenient maintenance, easy service

Full-open covering parts, detachable platform enclosure, all maintenance parts near at hand, convenient maintenance and replacement of parts without removing excessive irrelevant parts.



Fixed central cover

Inspection and maintenance of main valve, return device, swing motor




Flat-opening left tail hood

Maintenance of main pump, pilot filter




Up-turning middle tail hood

Maintenance of engine, compressor, air filter, oil filter, fuel filter




Lateral-opening right upper cover

Refueling, maintenance of filter element of hydraulic oil tank, hand switch changeover




Fixed right front wall

Refueling pump, grease gun



Flat-opening right tail hood

Maintenance of expansion tank, electric devices, radiator condenser, drier



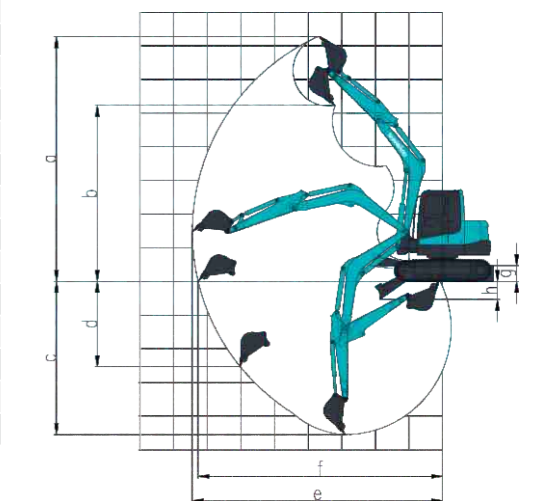
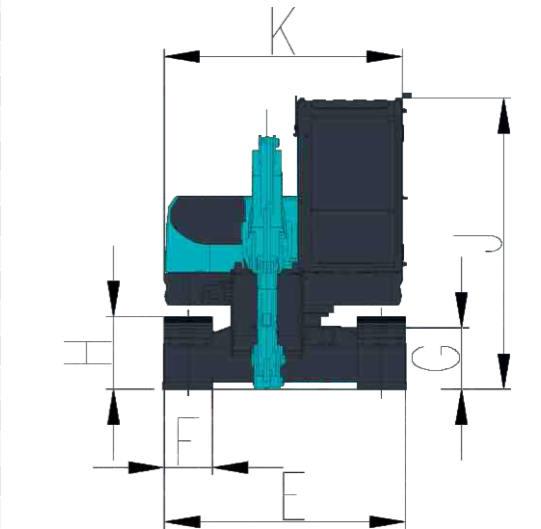
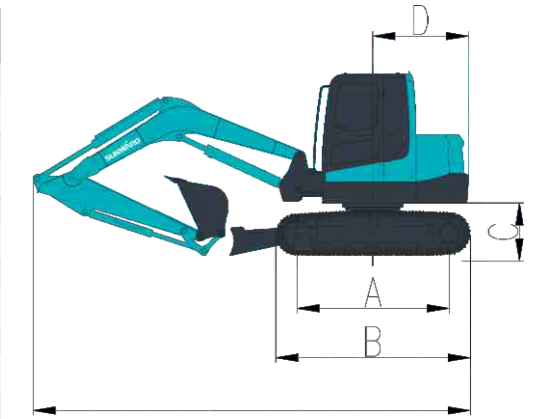
Equipment

The standard and optional equipment varies from country to country. For more information, please contact with us.

Engine		Cab	
Oil filter	●	AM/FM radio	●
Fuel filter	●	Cup holder	●
Oil-water separator	●	Seat with shock absorber.	●
Air filter	●	Air conditioner	●
Radiator	●	Engine meso-position start system	●
Alternator	●	Retractable harness	●
Expansion tank	●	FOPS/TOPS cab	●
Electronic oil pump	●	Windscreen washer and wiper	●
Muffler	●	Rearview mirror	●
Hydraulic system		Cigar lighter	●
Hydraulic pilot control	●	Safety device of front windscreen	○
Parking-upon-rotation brake	●	Front working devices	
Parking-upon-traveling brake	●	300 mm bucket	○
Dual-speed traveling system	●	680 mm bucket	●
Automated gear shift system	●	1500 mm bucket	○
Left and right electro-hydraulic proportional handles	●	1680 mm arm	○
Boom explosion-proof valve	●	2100 mm arm	●
Arm explosion-proof valve	●	Crushing piping	●
Dozer blade explosion-proof valve	○	Attachment piping	●
Operating mode switching valve	○	Hydraulic quick change device	○
Light		Track	
Boom light	●	450 mm rubber track	●
Front cab light	●	450 mm steel track	○
Warning light	○		

● Standard equipment ○ Optional equipment

SWE90UF Technical Parameters			
Overall dimension (L × W × H)		mm	6494×2250×2710
Dimensions	A Length to center of rollers	mm	2310
	B Total track length	mm	2935
	C Ground clearance of platform	mm	790
	D Platform tail slewing radius	mm	1430
	E Chassis width	mm	2250
	F Track width	mm	450
	G Chassis clearance from the ground	mm	390
	H Track height	mm	660
	I Total length	mm	6494
	J Cab roof height	mm	2710
	K Upper-carriage width	mm	2230
Working range	a Max. cutting height	mm	7275
	b Max. unloading height	mm	5230
	c Max. digging depth	mm	4550
	d Max. vertical digging depth	mm	3500
	e Max. digging reach	mm	7445
	f Max. digging reach at ground level	mm	7270
	g Max. lift height of the dozer blade	mm	445
	h Max. digging depth of the dozer blade	mm	490
	r Swing radius (min.)	mm	2765
	Machine weight	Dozer blade length × width	mm
with rubber track		kg	8.75
	with steel track	kg	8.9
	Standard bucket capacity	m ³	0.26
	Digging force (bucket) (ISO)	kN	63.5
	Digging force (arm) (ISO)	kN	38
	Maximum traction force	kN	68
	Slew angle (boom)	°	R60/L62
	Traveling speed (Max/Min)	km/h	4.7/2.7
	Gradeability	°	35
	Ground pressure	kPa	35.4
	Swing speed	rpm	11.2
Engine	Brand		YANMAR
	Model		4TNV98C
	Type		4-cylinder, 4-stroke, water cooling
	Displacement	L	3.319
	Power/speed (gross/net)	kW/rpm	46.2/2200
	Fuel tank capacity	L	125
Primary pump	Type		1 variable plunger pump
	Displacement	L/min	160
	Pressure of main relief valve	MPa	28
	Hydraulic tank capacity	L	80



Load Capacity:

A	Lifting point B height	Lift Point Radius(MAX)			Lift Point Radius(5.0m)			Lift Point Radius(4.0m)			Lift Point Radius(3.0m)		
		Dozer blade (kg)	Without dozer blade (kg)	Over-side(kg)	Dozer blade (kg)	Without dozer blade (kg)	Over-side(kg)	Dozer blade (kg)	Without dozer blade (kg)	Over-side(kg)	Dozer blade (kg)	Without dozer blade (kg)	Over-side(kg)
5.62m		1660*	1651*	1403*	-	-	-	-	-	-	-	-	-
5.0m		1687*	1408	1094	-	-	-	-	-	-	-	-	-
4.0m		1740*	1240	888	-	-	-	-	-	-	-	-	-
3.0m		1997*	987	781	1784*	1508	1148	2172*	1980	1722	2228*	2086*	2663*
2.0m		1784*	980	727	2060*	1347	1140	2752*	1974	1714	3835*	3122	2434
1.0m		1684	995	689	2344*	1202	1071	3137*	1745	1546	4528*	2824	2273

Notes:

1. Load with * is limited by hydraulic capacity and based on ISO 10567. Rated loads do not exceed 87% of hydraulic capacity.
2. Load without * is limited by tipping load and based on ISO 10567. Rated loads do not exceed 75% of tipping capacity.
3. A: distance from center of rotation to perpendicular of weight; B: distance between bucket mounting pin and ground level.